

Adding to
your sewing
enjoyment

SEWING MACHINE

ACCESSORIES CATALOG

JANOME

Janome Sewing Machine Compatibility Quick Reference Guide

Use this quick reference guide to determine compatibility of an accessory with your Janome sewing machine.



Computer models with AcuFeed system (7 mm width)



Top-loading (Horizontal Rotary Hook) models (5 mm width)



CoverPro models



Multi-needle models



Embroidery & Sewing models (9 mm width)



Embroidery & Sewing models (7 mm width)



Computer models (7 mm/5 mm width)



Front loading (Oscillating hook) models



High speed straight stitch models



Combined overlock and cover stitch models



Computer models with AcuFeed (9 mm width)



Embroidery only models



Top-loading (Horizontal Rotary Hook) models (6.5 mm width)



Overlockers
*excl models 203,888



Needle punching model



Embroidery & Sewing models with AcuFeed (9 mm)



Computer models (9 mm width)

Maximum Zigzag Width

key info. 1

The maximum zigzag width of stitches is from 5 mm to 9 mm depending on the sewing machine.

High Shank and Low Shank of Presser Foot Holder

key info. 2

High shank means that the presser foot holder is installed at a higher position. Most sewing machines with embroidery features and/or the AcuFeed system are equipped with the high shank type of presser foot holder.

Low shank means that the presser foot holder is installed at a lower position.

AcuFeed System

key info. 3

AcuFeed Flex is a feature only available on premium Janome sewing models. The system uses Upper Feed Teeth in conjunction with Lower Feed Teeth to gently move multiple layers of fabric through the machine. The Upper Feed Teeth move with the fabric as the Lower feed teeth move, feeding both the top and bottom layers of fabric at the same time.

There are three variations of Acuflex feet available in the Janome range: Twin, Single and Professional.

	Features	Max. zigzag width	Shank	AcuFeed system	Model Name							
A	Embroidery & Sewing models (7 mm width) and Skyline S3	7 mm	High	No	Skyline S3	MC11000	MC1000/10001	MC9700	MC9500	MC9000	MC8000	MC5700
					863	860	850	857	853	832	830	834
B	Embroidery only models				MC550E 500E 400E	MC350E/300E	MC200E					
					864	852	856					
C	Computer models with AcuFeed system (7 mm width) and MC6500P	7 mm	High	Yes	MC7700QCP	MC6600P	MC6500P					
					858	846	846					
D	Computer models (7 mm/5 mm width)	7 mm	Low	No	MC5200	MC4900	MC4800	MC3500/3000	DC4030	3160QDC 2160DC/2030DC	5270QDC 5300QDC 5120QDC DC7100 DC6030	DC4100
					844	847	841	840	807	808	809	842
E	Top-loading (Horizontal Rotary Hook) models (6.5 mm width)	6.5 mm	Low	No	6019QC/6125QC	MyStyle series	HD2200 MyExcel 18/23	Decor 5124/5024/5018	MyExcel4014 4018/4023/4123	MS5027/MS5021 CS5031/SC5021		
					503	654	753	757	751	505		
F	Top-loading (Horizontal Rotary Hook) models (5 mm width)	5 mm	Low	No	Sewist 625E 525S/521 725S/721	FD216/212/206 Sew Mini Platinum	Jem Gold2	Jem Gold	Harmony 4045/4052			
					507	508	661	660	502			
G	Front loading (Oscillating hook) models	5 mm	Low	No	L-392/372	L-393/373	423S/415/405	JR1012	3012/3016/3022	311	1580LX	920
					731	721	303	743	306	311	748	304
H	Overlockers				ML744D	ML644D	990-90th anniversary	8002D	ML634D/1110DX DreamLock 70D EzyLock604D	ML213	9102D	AT2000D
					794	791	789	792	788	790	793	799
I	CoverPro models				900CP	1000/2000CPX	3000 PROFESSIONAL					
					795	796	778					
J	High speed straight stitch models	7 mm	High	No	1600P	HD9P						
					767C	767F						
K	Needle punching model				FM725							
					725							
L	Multi-needle models				MB-4	MB-4S	MB-7					
					770	770	771					
M	Combined overlock and cover stitch models				1200D	1100D						
					797A	797C						
N	Embroidery & Sewing models with AcuFeed (9 mm)	9 mm	High	Yes	MC15000	MC14000	MC12000	Skyline S9				
					862A	862F	859A	862SA				
O	Embroidery & Sewing models (9 mm width)	9 mm	High	No	MC9900							
					861							
P	Computer models with AcuFeed (9 mm width)	9 mm	High	Yes	Skyline S7	Skyline S6	MC9450QCP MC9400QCP	MC8900QCP	MC8200QCP	MC6700P	CM7P	
					863	863	865	858	858	866	867	
Q	Computer models (9 mm width)	9 mm	High	No	Skyline S5							
					863							

	Features	Max. zigzag width	Shank	AcuFeed system	Model Name							
A	Embroidery & Sewing models (7 mm width) and Skyline S3	7 mm	High	No	MC5000							
					830							
B	Embroidery only models											
C	Computer models with AcuFeed system (7 mm width) and MC6500P	7 mm	High	Yes								
D	Computer models (7 mm/5 mm width)	7 mm	Low	No	DC3018/DC3030 DC3060/DC8350 8330	6260QC	Jem Platinum	TS100Q TS200Q	M50QDC M100QDC M200QDC	S-750	M30A	Sewist 780DC 740DC
					843	845	806	811	812	749	805	814
E	Top-loading (Horizontal Rotary Hook) models (6.5 mm width)	6.5 mm	Low	No								
F	Top-loading (Horizontal Rotary Hook) models (5 mm width)	5 mm	Low	No								
G	Front loading (Oscillating hook) models	5 mm	Low	No	RX18S	Harmony 2039/2049	Jem Harmony 1017	726 670	729/72922S LR1122DX	523 3022	1522	
					722B	302	639	726	729	312	315	
H	Overlockers											
I	CoverPro models											
J	High speed straight stitch models	7 mm	High	No								
K	Needle punching model											
L	Multi-needle models											
M	Combined overlock and cover stitch models											
N	Embroidery & Sewing models with Acufeed (9 mm)	9 mm	High	Yes								
O	Embroidery & Sewing models (9 mm width)	9 mm	High	No								
P	Computer models with Acufeed (9 mm width)	9 mm	High	Yes								
Q	Computer models (9 mm width)	9 mm	High	No								

Adding to your sewing enjoyment

Janome accessories help make your sewing more comfortable and enjoyable.

Each of our accessories has been developed to be easy to use and give beautiful results so that you can sew with confidence knowing it is a Janome.


The first step in cultivating your sewing skills is choosing the right tools.

Let this catalog guide you for the projects you may have in mind and serve as inspiration for your new ideas.

■ JANOME QUALITY	7
■ CATALOG OF ACCESSORIES	12
■ FOR GENERAL SEWING MACHINES	13
■ FOR OVERLOCKERS	33
■ FOR COVER STITCH MACHINES	39
■ FOR PROFESSIONAL OVERLOCKERS AND COVER STITCH MACHINES	43
■ FOR HIGH SPEED MACHINES	47
■ NEEDLE PUNCHING	54
■ MISC. ACCESSORIES	57

Janome Engineering and Craftsmanship for Better Quality Sewing

Exclusive features of Janome presser feet and accessories give you more control and accuracy for a higher quality finish. Calculated for effectiveness and full of originality, you can be assured that the history and tradition of quality Janome engineering is behind not only every sewing machine, but every presser foot and accessory as well.




Grooves guide fabric and thread

Special grooves on the underside of feet promote optimal fabric feed for best results. On the left, the diagonal grooves on the underside of the blind hem foot improve contact of the fabric with the center guide plate for more accurate blind hems. On the right, outlets are provided on the underside of the zigzag foot to help grab the thread as it exits and improve stitch quality.

Button locks foot tilt

Who hasn't been frustrated by stitching bunching up before a thick seam? Although sewists normally appreciate the free tilt of a sewing foot, sometimes this feature can work against you when the foot comes up against a thick seam. To help you have perfect stitching over even the thickest seams, Janome provides a button on the zigzag foot that locks it horizontally parallel to the thread plate for smooth sewing over seams or other areas of significantly varying thicknesses. This feature can also be used at the beginning of sewing thick fabrics for a perfect start.




Caterpillars for better control

Most presser feet are flat. But what do you do when there is a significant difference in the height of the fabric on the left of the needle from that on the right, such as when finishing hems and edges of thick material? This is where the unique design of the Janome rotary even foot comes into play. The foot allows left-right tilt and its caterpillars independently grip the fabric for exceptional control, even over thick seams.

Multiple functions in one presser foot set

From idea to reality. When our customers say, "Wouldn't it be handy if...", we listen to their ideas. The feet that come with the convertible FMQ set are interchangeable and the guide on the 1/4 inch clear-view quilting foot can be removed. This means the feet can be matched precisely to the purpose with 1 set providing a range of functions. That's why these items fulfill user needs and are proving to be popular.





ACUFEED:
Layered Fabric Feeding System

Janome truly integrates a built-in walking foot with a unique seven point feed dog system. Since the top layer is fed in perfect timing with the bottom layer, all fabrics move smoothly, even the slippery ones like velvet or thick layers of quilting fabric and batting, and heavy home dec yardage. Perfect feeding also means perfect alignment of patterns such as checks and plaids.

ACUFEED FLEX™

In addition to the original twin type, single type feet can now be used, expanding sewing possibilities. AcuFeed Flex™ keeps your thickest, trickiest layers moving in perfect sync with the feed dogs. You're going to love the new AcuFeed Flex™ feet for stitching your fluffiest quilts, installing zippers, or matching seams!



The AcuFeed Flex™ fabric feeding system is fully detachable and easy to remove when you're not using it. Select the presser foot that best matches your sewing needs and attach. Simply snap off when not in use and store out-of-the-way in one of the ample accessory trays. Multiple twin type and single type feet are available to address different tasks.



Dual feed twin type:
The twin type dual feed attachments give you superior stability by taking full advantage of a wider stance. Engage the exclusive AcuFeed™ / AcuFeed Flex™ fabric feeding system and feel your project moving together under the needle with perfect precision.


ACUFEED 1/4 INCH SEAM FOOT AND NEEDLE PLATE

Guides edge of fabric to help you sew perfect 1/4 inch seams, especially useful for patchworking. The small needle hole on the needle plate prevents fabric from being pushed under the needle plate.

846-407-007	C
* Needle plate only compatible with MC6600P	

ACUFEED 1/4 INCH SEAM FOOT	
202-031-002	C

ACUFEED QUILT PIECING FOOT	
202-125-004	N P



ACUFEED OPEN TOE FOOT

Front of foot has been removed for clearer visibility when sewing. Great for applique, monogramming, cutwork and quilting.

846-410-003	C
202-149-004	N P



ACUFEED DITCH QUILTING FOOT

Center-position guide follows a seam line precisely, allowing perfect in-the-ditch quilting. Used in conjunction with various needle positions, it is also perfect for topstitching or under-stitching a facing.

846-413-006	C
202-103-006	N P



ACUFEED STRAIGHT STITCH FOOT

The circle hole in the foot holds the thread in place and allows for a quality straight stitch. Using together with straight stitch needle plate is recommended.

202-102-005	N P
-------------	-----



Dual feed single type:
The single type dual feed attachments let you get in close to sew a narrower area as well as the edges of cloth. Standard and zipper single type feet available for AcuFeed Flex™ fabric feeding system only.



ACUFEED FOOT WITH FOOT HOLDER
This foot has the power to feed fabrics. It is especially effective for top-stitching on the edge of the fabric and stitching on narrow strips.

202-127-006	N P
-------------	-----



ACUFEED ZIPPER FOOT
Zippers can be attached to plastic coated fabric, leather and any tricky to handle materials without any difficulty.

202-128-007	N P
-------------	-----



ACUFEED FLEX PROFESSIONAL GRADE FOOT
This foot provides superior visibility and is great for curves and precise topstitching. It holds fabrics firmly in sync with the feed dogs to achieve professional results.

202-415-004	N P
-------------	-----





CATALOG OF ACCESSORIES

Using the correct presser foot and accessory for the job at hand not only makes it easier to complete, but also lets you achieve more beautiful finished results. Further it means that you will have less strain on your eyes for a more enjoyable sewing experience. Let this catalog guide you to the right accessories to meet your sewing needs. Use the handy quick reference guide to determine the compatibility of each accessory with your Janome sewing machine.

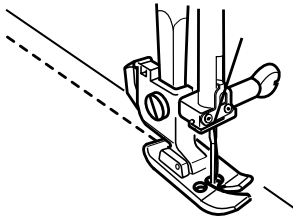


GENERAL SEWING MACHINE ACCESSORIES

General sewing machines are versatile and user friendly. Let Janome presser feet and accessories expand your sewing repertoire.

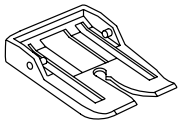


STRAIGHT STITCH FOOT



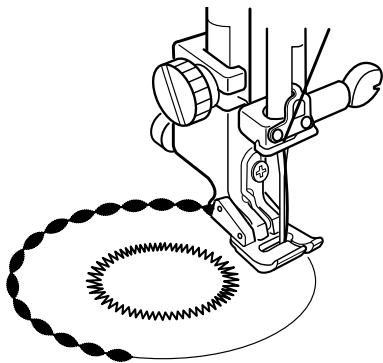
The straight stitch foot is flat on the underside to provide even pressure against the feed dogs and it has a rounded needle hole which offers the benefit of more support around the needle to prevent skipped stitches and puckering.

200-331-009	A CDEF
200-125-008	G
202-083-009	NOPQ



ACUFEED STRAIGHT STITCH FOOT	
202-102-005	N P

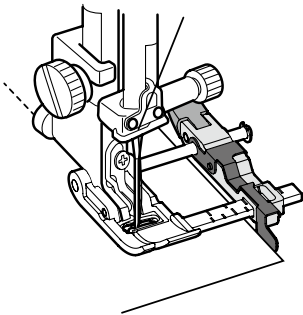
APPLIQUE FOOT



This presser foot is shorter than most for easier maneuvering around curves and corners when sewing applique pieces. Made of clear plastic for easier viewing as you sew.

202-023-001	A CDEF
202-086-002	NOPQ

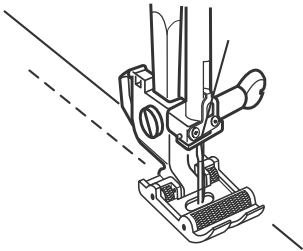
SLIDING GUIDE FOOT



This foot is ideal for seaming with a 5/8" allowance, and the adjustable seam guide allows precise edge stitching and hemming.

202-218-005	A CDEF
-------------	--------

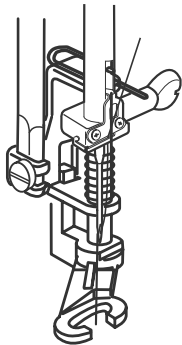
ROLLER FOOT



As its name suggests this foot has rollers that roll against the fabric and act very much like the track on a bulldozer for sewing up and over heavy seams and uneven surfaces. Ideal for sewing heavy fabrics, the rollers move freely between the foot and the feed dogs so that the foot rides easily over varying thicknesses. Also used to sew sticky leathers and vinyl.

200-316-008	A CDEF
200-142-001	G

DARNING FOOT

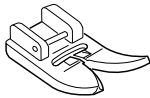
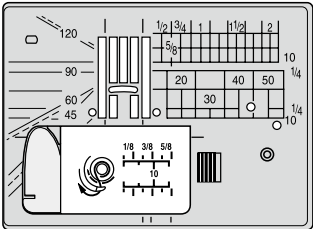


Sometimes referred to as the embroidery foot, the darning foot is used for 'free hand' embroidery and darning to ensure proper stitch formation, minimize skipped stitches and puckering and also protect your fingers while you move the fabric freely under the needle. Especially beneficial to those just learning how to do free hand embroidery. The open toe version greatly improves visibility of stitches and is especially popular with quilters.

(REGULAR)	
200-325-000	A C
200-349-000	DEF
200-127-000	G
859-839-002	NOPQ

(OPEN TOE)	
200-337-005	A C
200-340-001	DEF

ULTRA GLIDE NEEDLE PLATE & ULTRA GLIDE FOOT



Molded from a special resin that allows easier sewing of sticky materials, the ultra glide foot moves smoothly over faux leather, ultra suede, vinyl and even plastics on the ultra glide needle plate. This non-stick attachment glides along with no drag so you can sew on these surfaces just like they were regular fabric.

(ULTRA GLIDE FOOT)	
200-329-004	A CDEF
200-141-000	G
202-091-000	NOPQ

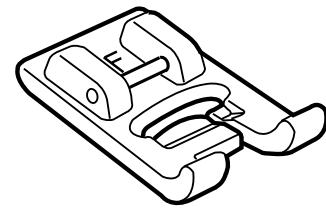
(ULTRA GLIDE NEEDLE PLATE & ULTRA GLIDE FOOT)	
202-201-005	NOP*1 Q
202-431-006	P*2

*1 excl. CM7P *2 For use with CM7P only





SATIN STITCH FOOT

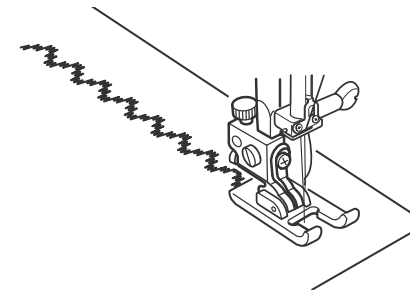


For sewing dense zigzag stitching. The bottom of the foot is beveled for smooth delivery of thread when sewing decorative or satin stitches. Foot is made of clear plastic making it easier to view stitching.

822-804-129	A CDEF
200-129-002	G*1
859-806-011	NOPQ

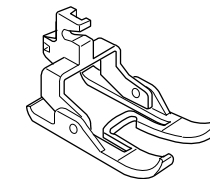
*1 Foot is made of metal.

CUSTOM CRAFTED ZIGZAG FOOT



The open toe on this foot allows a better view of the sewing in progress. This foot can be used for quilting, monogramming, applique, and cut work.

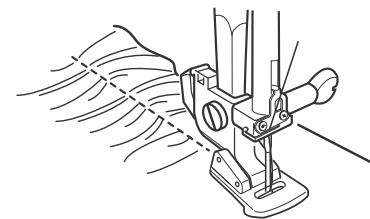
200-137-003	A CDEF
859-813-000	NOPQ



ACUFEED OPEN TOE FOOT

846-410-003	C
202-149-004	N P

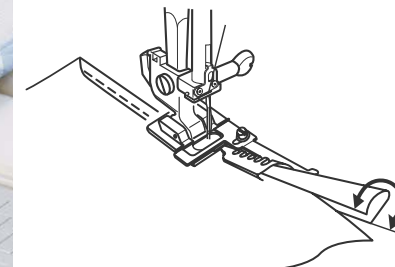
GATHERING FOOT



This foot is for creating soft gathers in lightweight fabrics. The underside of the foot is raised behind the needle and has a thick bar in front of the needle to gather and attach a ruffle onto a flat piece of fabric simultaneously. Use a ruffler to obtain a more dramatic gather.

200-315-007	A CDEF
200-124-007	G
202-096-005	NOPQ

BINDER FOOT




The binder foot is used to apply pre-folded bias binding tape or bias tape you have cut yourself to the edge of fabric in one easy step. It is equipped with a small funnel to fold and guide the binding over the fabric edge before it reaches the needle and can be used with either zigzag or decorative stitches as well as straight stitch. 10 mm to 14 mm bias tape can be used.

200-313-005	A CDEF
200-140-009	G
202-099-008	NOPQ



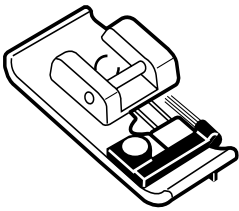
OVERCASTING FEET



OVEREDGE FOOT

Use with an overcasting stitch to allow thread to wrap around the edge of the fabric to prevent unraveling. The foot guides the fabric and keeps your edges flat by compensating for the lack of friction when the needle makes the right-most stitch.

822-801-001	A CDEF
200-132-008	G

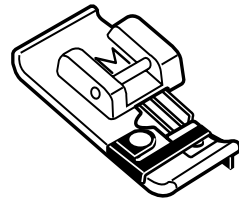


OVERCASTING FOOT / OVEREDGE FOOT

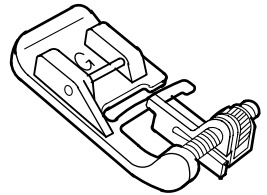
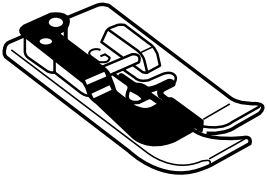
Use with the overlock stitch to give a professional finish to the edges of your seams. Particularly good for finishing off medium to heavyweight, easily frayed woven fabrics such as tweed, gabardine, and linen.

822-808-008	A CD *1
859-810-007	NOPQ

*1 excl. MC3500, MC3000, 6260QC



BLIND HEM FOOT




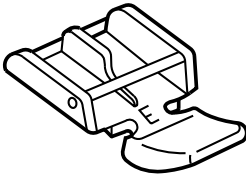
Blind hemming can sometimes be a little bit tricky so the blind hem foot goes some way to helping improve this technique. The foot has a metal guide in the center and three grooves on the underside. During blind hemming, the fold of the fabric fits snugly against the guide in the foot for accuracy while the grooves underneath help to prevent unnecessary slipping. The needle swings over the metal guide creating slack in the upper tension so that the pick of the stitch is almost invisible.

825-817-009	A CDEF
820-817-015	A CDEF *1
200-130-006	G
859-807-001	NOPQ

*1 Foot is equipped with a screw.



ZIPPER FOOT



This foot can be set to sew on each side of the zipper. The edge of the foot guides the zipper to ensure straight placement.

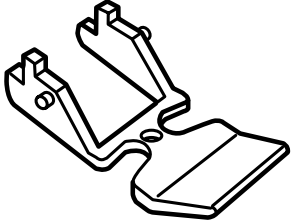
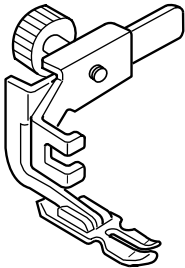
Set the needle position left or right to sew on each side of the zipper.

(SNAP ON)

808-852-003	A CDEF
940-290-000	G

(SNAP ON)

859-805-009	NOPQ
-------------	------



Can also be used as piping foot for thicker piping including the heavy jumbo cord.

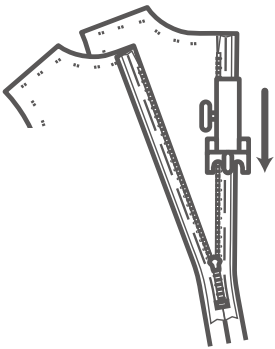
ACUFEED ZIPPER FOOT

202-128-007	N P
-------------	-----

(SCREW ON)

200-334-002	A C
200-342-003	DEFG

CONCEAL® ZIPPER FOOT



Good quality ready to wear garments will often have an invisible zip fitted. These zippers are often neglected by the home dressmaker which is a pity because they can ensure success every time. Invisible zips are suitable for all fabrics from fine silk jersey through to suit weight wools and tweeds. The key is to get the needle as close to the fastener as possible, which this foot accomplishes by slightly unrolling the zipper just before the needle. Once fitted, a well sewn invisible zipper will merely look like part of the seam.

200-333-001	A CDEF
941-800-000	G
202-144-009	NOPQ

CONCEAL is a registered trademark of YKK Corporation.

HEMMER FEET



The hemmer foot, sometimes referred to as the rolled hemmer, is used to stitch the narrow rolled hems usually found on shirt tails, table linens and along the edge of frills. The hemmer is designed with a scroll shaped feeder on top and a straight groove on the underside which determines the width of the finished hem. The 4 mm/6 mm set will allow for the use of heavier fabrics.

HEMMER FEET SET
(4 mm & 6 mm hems)

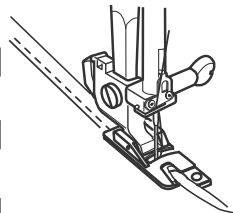
200-326-001	A CDEF
-------------	--------

HEMMER FOOT(4 mm)

202-081-007	NOPQ
-------------	------

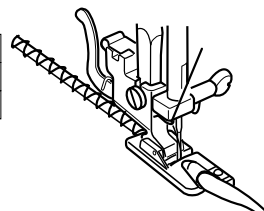
HEMMER FOOT(6 mm)

202-080-006	NOPQ
-------------	------



ROLLED HEM FOOT

820-809-014	A CDEF
202-044-008	G
859-804-008	NOPQ



ROUND HEMMER FOOT


202-043-007	G
-------------	---

ROTARY EVEN FOOT

323-77-77	A CDEFG
-----------	---------

For use with all sewing machines, the rotary foot is effective for preventing stretchy fabrics, jersey and knitted fabrics and hard to feed materials like leather or vinyl, from slipping or puckering. The foot also allows left-right tilt and its caterpillars independently grip the fabric for perfect feeding along areas where there is a height difference between the left and right sides of the needle especially when hemming thicker fabrics.

*When using zigzag stitch, set the stitch width at a setting less than 5mm.
CAUTION: In order to avoid needle breakage, do not set stitch width at more than 5mm.



BLIND HEM ATTACHMENT



The blind hem attachment enables accurate feeding of the fabric to achieve a consistent blind hem.

BIAS TAPE ATTACHMENT



The bias tape sewing attachment is adjustable and enables you to attach folded bias tape up to 20 mm wide.

WIDE ROLLED HEM ATTACHMENTS

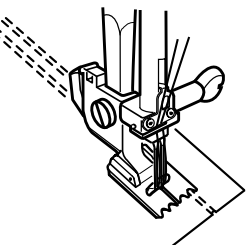


The wide rolled hem attachments enable wide rolled hems to be sewn in the following sizes: 1/2 inch, 3/4 inch, and 1 inch.



PINTUCKING FEET

The pintucking foot is used with a 2 mm twin needle to create multiple rows of pintucks. The grooves on the underside of the foot make it easy to stitch several rows parallel and evenly spaced from each other.



SET OF TWO FEET (narrow grooved and wide grooved)

200-317-009	A CDEF
-------------	--------

SINGLE FOOT (shallow grooved only)

200-328-003	G
-------------	---

PINTUCKING FOOT (narrow)


202-094-003	NOPQ
-------------	------

PINTUCKING (wide)

202-093-002	NOPQ
-------------	------

PINTUCKING CORD GUIDES

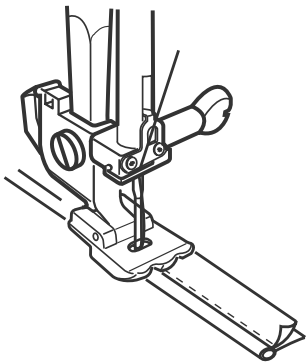
The cord guide is attached in place of the clear plastic bobbin cover to feed perle cotton or other cord as you sew for easier corded pintucks. Two guides are included in the set: one for cord up to 1.5 mm in diameter and one for cord 1.5 - 2.5 mm in diameter.



503-813-008	A C*1	N*2 P
200-324-009	DEF*3	
202-213-000	F*4	N*5 O Q

*1 also 6260QC, 6125QC, 6019QC, MC6500P, 4120QDC, 3160QDC, 2160QDC, MyStyle 100
*2 MC1200only
*3 excl. 6260QC, 6125QC, 6019QC, MC6500P, 4120QDC, 3160QDC, 2160QDC, MyStyle 100, DC6030
*4 DC6030 only
*5 MC15000 only

PIPING FOOT

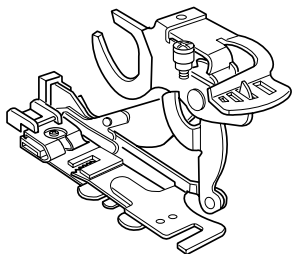


If ready made piping cord is not available or if you just want to make your own, the piping foot is ideal for the job. The piping foot (sometimes mistakenly referred to as the cording foot) is designed with two grooves on the underside and will hold and cover the cord when making piping tape. It can also be used for attaching piping. Maximum cord size is 5 mm.

200-314-006	A CDEF
202-088-004	NOPQ



RUFFLER

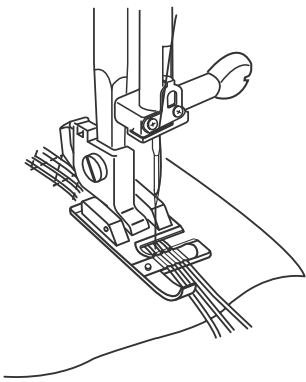


Rufflers have been around for a very long time and have changed very little over the years; they have however remained very popular. Although at first sight a ruffler may appear bulky and complicated, its innovative design actually makes it very easy to use. This design allows fabric to be ruffled or pleated to the desired fullness quickly and easily and also has the capability to vary the sizes of ruffles.

943-100-000	A	DEFG
943-100-207	A	DEFG
846-415-008	A	CDEFG
202-095-004		NOPQ



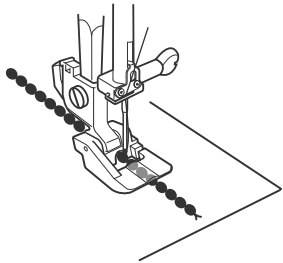
3-WAY CORDING FOOT



The 3-way cording foot will hold one, two or three fine cords or threads. Because they are attached to the foot, the required design can be easily followed and the cords are perfectly placed. A variety of utility or decorative stitches can be sewn over the cords to couch them onto base fabrics. The choice of cord, thread and stitch are all contributory factors to the final effect.

200-345-006	A	CDEF
200-126-009		G
202-085-001		NOPQ

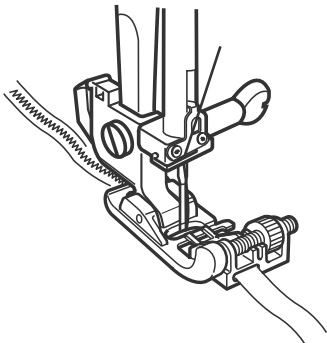
BEADING FOOT



Sewing on strung beads and pearls has always been a tedious task but the beading foot now goes some small way to alleviating this and to add pleasure to embellishing. Popular for bridal wear, evening wear, smart/casual or crafts, the beading foot set is a blessing. There are two feet in the set: narrow groove for beads up to 2 mm in diameter and wide groove for beads 2.5 - 4 mm in diameter.

SET OF TWO FEET (narrow and wide)		
200-321-006	A	CDEF
BEADING FOOT (narrow)		
202-097-006		NOPQ
BEADING FOOT (wide)		
202-098-007		NOPQ

RIBBON/SEQUIN FOOT

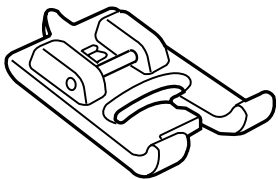



As with beads and pearls it is now so much easier to attach ribbons and even sequins with the help of our special ribbon/sequin foot. This foot is designed with guides through which ribbon or strung sequins can be inserted and it will allow them to feed through evenly as you sew. Besides affixing the ribbon, a wide ladder stitch can be used with narrow ribbon to make an easy and functional drawstring.

200-332-000	A	CDEF
202-090-009		NOPQ



BUTTONHOLE FEET



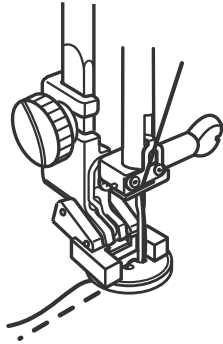
TRANSPARENT BUTTONHOLE FOOT
For sewing buttonholes on tight areas such as cuffs and other areas where more freedom of movement is required than available with a sliding-type buttonhole foot.

820-801-016	A CDEF
202-082-008	NOP

SLIDING BUTTONHOLE FOOT
For easy 4-step buttonholes on front loading machines. (Sliding buttonhole foot included as standard accessory on all sewing machines with a 1-step buttonhole function.)

(REGULAR)	
200-123-006	G
(WITH BUTTON SIZER)	
200-134-000	G

BUTTON SEWING FOOT



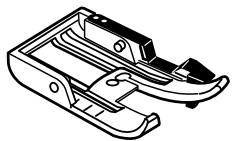
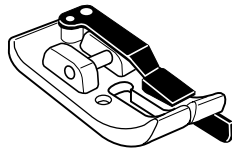
Quick and easy button sewing with the special button sewing foot. This foot has two bars that attach to the foot shank to provide extra stability and also has a textured, rubber sleeve to hold the button securely in place while sewing.

200-136-002	A CDEF
200-131-007	G
859-811-008	NOPQ

1/4 INCH SEAM FOOT



A popular foot with patchworkers for that essential 1/4 inch seam. The guide on the foot enables you to sew a perfect 1/4 inch seam every time. The guide can also be used wherever a 1/4 inch seam is called for but the markings on the needle plate cannot be used, such as when completing a flat-felled seam.



ACUFEED 1/4 INCH SEAM FOOT AND NEEDLE PLATE

846-407-007	C
-------------	---

* The needle plate only compatible with MC6600P

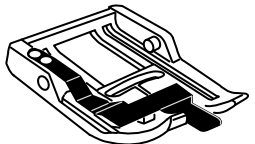
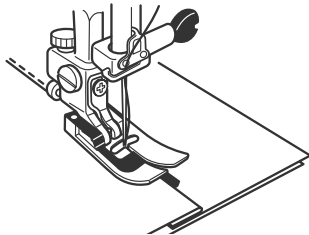
200-318-000	A CDEF
200-330-008	G
859-814-012	NOPQ

ACUFEED QUILT PIECING FOOT	
202-031-002	C
202-125-004	N P

DITCH QUILTING FOOT



A very useful addition to the sewing room when wanting a perfectly straight "stitch in the ditch". The guide on the foot spreads the seams allowing you to stitch perfectly in the ditch, and is also useful when adding decorative top stitching along seams.



ACUFEED DITCH QUILTING FOOT

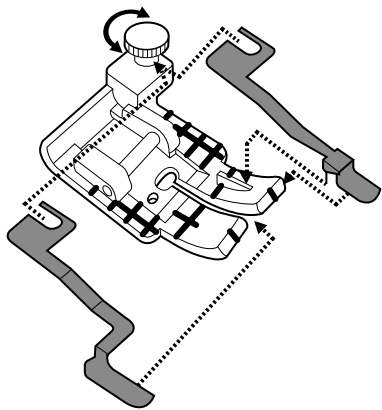
200-341-002	A CDEF
202-087-003	NOPQ

846-413-006	C
202-103-006	N P





CLEAR VIEW QUILTING FOOT AND GUIDE SET



An essential set for all quilters because it covers a range of quilting tasks through the attachment or removal of two fabric guides and the use of a clear view foot. Create accurate 1/4" seams with the 1/4" guide, or remove the guide to make a 1/8" seam for miniature piecing using the handy markings on the clear foot. To decorate your quilt, attach the center guide to ensure a neat "stitch in the ditch" for the perfect finishing touch.

200-449-001	A CDE
202-089-005	NOPQ



Simply attach the 1/4" fabric guide which aligns with the edge of the material to produce an accurate 1/4" seam with ease. The oval hole in the clear view foot allows for needle adjustment of up to 1 mm to create a scant 1/4" seam.



Add dimension to your quilt using the "stitch in the ditch" technique. The center guide attached to the foot spreads the seams to create perfect stitching in the ditch. Don't stop with straight ditch stitching – experiment with decorative stitches for eye-catching embellishment.

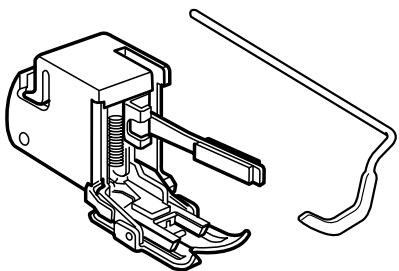


Some quilting techniques may require you to sew with some fabric under the fabric guide, so use the clear view foot without a guide to help the fabric move easily under the foot. The markings on the foot act as a guide for 1/4" and 1/8" seams.

EVEN FEED FOOT

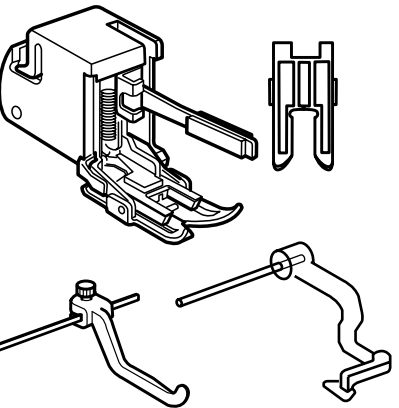


The even feed foot, sometimes referred to as the walking foot, is designed with a set of feed dogs (teeth) which allow the fabric to feed without shifting and eliminates the problems of the underlayer of fabric coming up short. The even feed foot is great for topstitching which can be spoilt due to irregularity of stitching. Also includes metal quilting guide.



EVEN FEED FOOT WITH QUILTING GUIDE (REGULAR)

200-309-008	A C
200-311-003	DEF
200-310-002	G



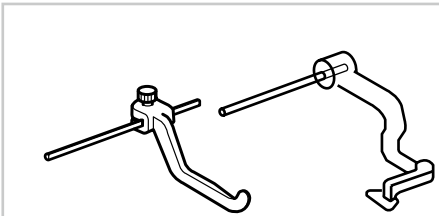
EVEN FEED FOOT WITH QUILTING GUIDE (OPEN TOE)

200-338-006	A C
200-339-007	DEF



CONVERTIBLE EVEN FEED FOOT SET
The set includes even foot unit, open toe foot, ditch quilting guide and adjustable quilting guide bar.

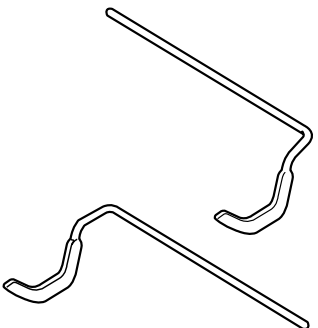
214-516-003	A
214-517-004	DE
202-133-005	O Q



DITCH QUILTING GUIDE AND ADJUSTABLE QUILTING GUIDE SET
A separate quilting guide bar and ditch quilting guide bar set is available for those who already own the even feed foot.

214-518-005	For even feed foot
-------------	--------------------

LONG QUILTING GUIDE BAR SET

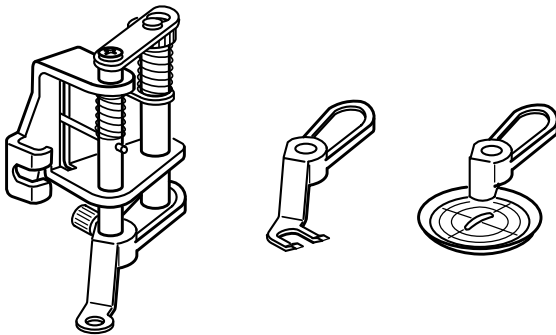


This set includes two guides that can be attached to the left or right of the needle to create parallel rows of stitching approximately two times wider than rows made with the regular quilting guide. Just snap one of the guides into place at the back of the even feed foot and adjust the distance from the needle as required. The guides can also be inserted into a regular foot holder.

202-025-003	A CDEF	NOPQ
-------------	--------	------



CONVERTIBLE FREE MOTION QUILTING FOOT SET



This set includes three feet that can be used with a variety of fabrics for free motion quilting projects. Select the most appropriate foot for the task and attach to the foot holder with a quick screw adjustment. The height of all feet can also be adjusted so they glide effortlessly over layers of fabric.

202-001-003	A C	
202-002-004	DE	
202-146-001*	A C	OPQ


* This set is for use with the left needle position and also includes a clear view foot for center needle position.

CLOSED-TOE FOOT



Convenient for lace and other fabrics that catch on an open toe, this general use foot is also good for holding the fabric in front of the needle.

OPEN-TOE FOOT



Also for general use, but with greater visibility around the needle to assist formation of a precise design.

CLEAR VIEW FOOT



The clear view foot moves smoothly over uneven layers such as fabric with cording or ribbon, and can also be used with zigzag stitches.

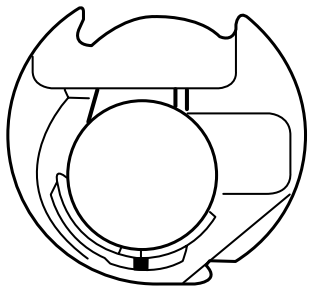
1/4 INCH RULER FOOT



The 1/4 INCH RULER FOOT was specifically designed to use with quilting rulers for ruler work. The key point of the foot is the 1/4 INCH cup height which moves smoothly alongside the quilting ruler without allowing the ruler to slide over or under the foot. The needle drops a 1/4 INCH away from the ruler to create the quilting line.

202-442-000	DE	
202-441-009	A C	OPQ

BOBBIN HOLDER FOR FREE QUILTING AND HAND-LOOK STITCHING

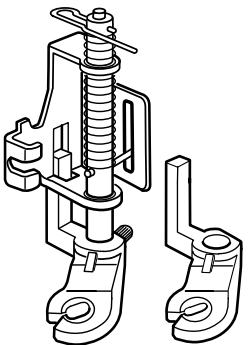


Couple the convertible FMQ foot with this handy bobbin holder preset with lower tension to make it even easier to achieve even tension control.

200-445-007	A C*1	NOP*3 Q
*1 also MC6500P, DC6030, 4120QDC and 3160QDC		
*3 excl. CM7P		
202-006-008	DE*2	
*2 excl. MC6500P, DC6030, 4120QDC and 3160QDC		
202-443-008		P*4

*4 For use with CM7P only

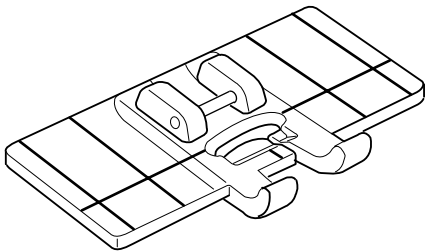

FREE MOTION COUCHING FOOT SET



Enjoy embellishing your work with cords, strips and yarns by free-motion stitching. Zigzag stitch makes it easy to sew on any line or shape precisely. Two different feet are included to match material thickness.

202-110-006	A C	NOPQ
-------------	-----	------

BORDER GUIDE FOOT



Create evenly spaced rows of decorative stitching with this border guide set. The horizontal red line matches up the needle drop of each row and the vertical red lines allow accurate positioning of one row with another.

200-434-003	A CDEF	
202-084-000		NOPQ

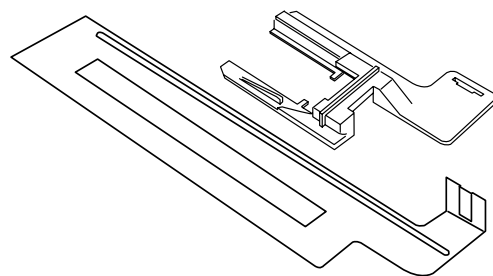


BUTTONHOLE STABILIZER PLATE



With the buttonhole foot R attached to the buttonhole stabilizer plate, the machine feeds various kinds of fabric and uneven layers more smoothly instead of eating the fabric or causing the needle to stick in position.

200-428-004	A CDE
-------------	-------

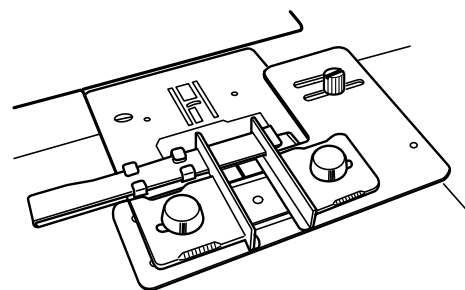


RIBBON SEWING GUIDE

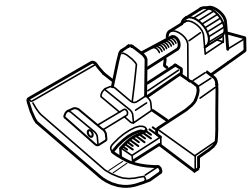


Create original ribbons by adding decorative stitching or lettering. The guide's design ensures easy attachment and automatic centering, while the transparent stabilizer bar provides perfect control. Add originality to projects and make the most of your machine's decorative stitches.

200-444-408	A CDEF	NO PQ
-------------	--------	-------



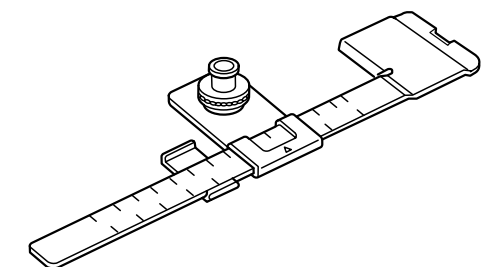
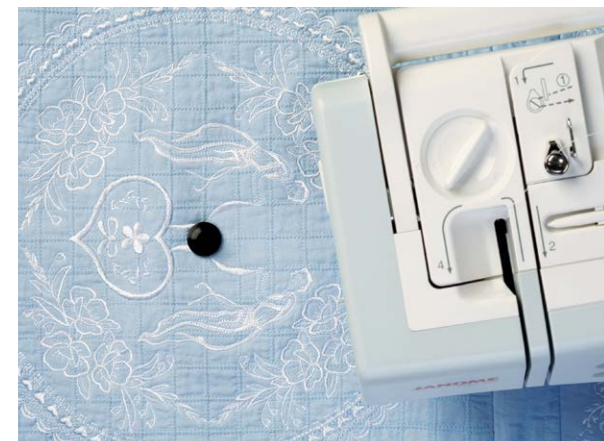
EDGE GUIDE FOOT



The guide of this foot aligns edges/seams of fabric so that neatly parallel edge stitching and topstitching can be achieved with ease. Adjust the guide by turning the screw to match the edge/seam precisely.

202-147-002	A CDE
202-100-003	NO PQ

CIRCULAR ATTACHMENT

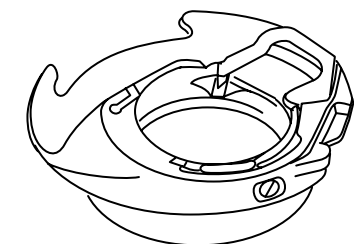


The circular attachment is the ideal attachment for sewing circles using either straight stitch, zigzag, decorative stitches or even lettering. Circles up to 26 cm in diameter are stitched perfectly using this popular attachment so essential for craft and decorative work.

202-106-009	A C ^{*1}	N ^{*2} P ^{*6}
202-107-000	D ^{*7} EF ^{*3}	
202-135-007	D ^{*8} F ^{*4} N ^{*5} OP ^{*9} Q	

^{*1} also 6260QDC, 6125QC, 6019QC, MC6500P, 4120QDC, 3160QDC, 2160QDC, My style100
^{*2} MC12000 only
^{*3} excl. 6260QC, 6125QC, 6019QC, MC6500P, 4120QDC, 3160QDC, 2160QDC, DC6030, MyStyle100
^{*4} DC6030
^{*5} MC15000 only
^{*6} excl. S7, MC9400QCP, MC6700P, CM7P
^{*7} excl. S3
^{*8} S3
^{*9} S7, MC9400QCP, MC6700P, CM7P

BOBBIN HOLDER (high tension for embroidery use)

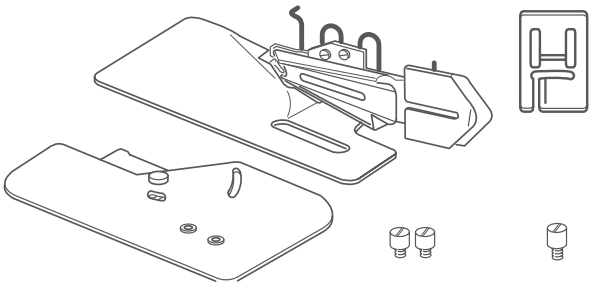


This bobbin holder creates easy-to-adjust thread tension when embroidering with non-Janome bobbin thread. The bobbin holder is marked with a YELLOW dot for identification.

202-134-006	AB ^{*1}	NO
627-569-704	B ^{*2}	


^{*1} MC350E only
^{*2} MC300E, MC200E

QUILT BINDER SET



Use the quilt binder set to produce 1/2" binding which can handle quilt fabric and other thick fabrics. Adjust the two upper screws to align the binding's top and bottom folds with the needle for extra precision. The set creates straight line binding for large quilts and also adds an eye-catching accent to any small items such as placemats and hot pads.

846-421-007	A C*1	*1 also MC6500P
202-211-008	NOPQ	



OVERLOCKER ACCESSORIES

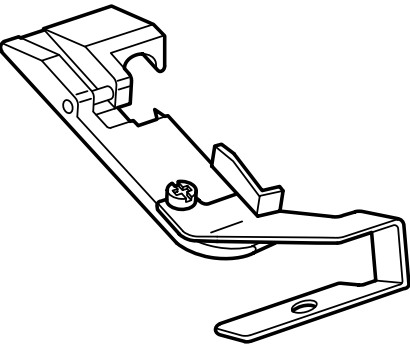
Janome overlockers are known for their ease of use and beautiful serging results. Specialized overlocker feet and accessories are designed to give you the effect you want even on stretchy and thin fabrics.



CORDING FOOT (B)



Used in conjunction with the narrow hem, the cording foot B allows you to insert decorative cording as you stitch. This will give fine beautiful finished edges to table and other linens.




202-035-006	H
-------------	---



TAPING FOOT WITH REEL



This attachment consists of a taping foot and a tape reel and is useful when sewing garments in knit or stretch fabric. It will help to feed seam binding tape when sewing shoulder seams and armholes to prevent stretching in these areas.

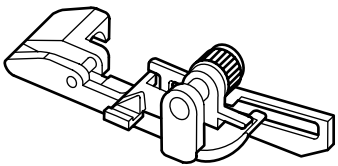


202-033-004 H*1
*1 excl. 234, 234D, AT2000D

BLIND STITCH FOOT



Blind hemming is never an easy technique and demands practice and patience. It is possible to use your overlocker to blind hem and the blind stitch foot is equipped with a guide to help keep your stitching straight.

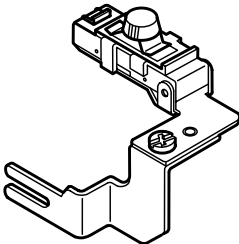


202-040-004 H

ELASTIC GATHERING ATTACHMENT



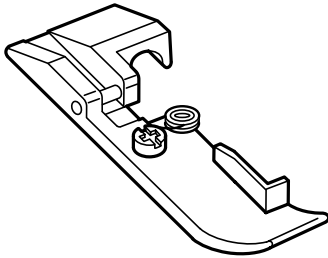
Stitching on elastic can sometimes be a little tricky especially when you have to stretch your elastic to size. The elastic foot helps make this technique a little easier to handle.



202-037-008 H* * excl. 134D, 234, 234D, 534D



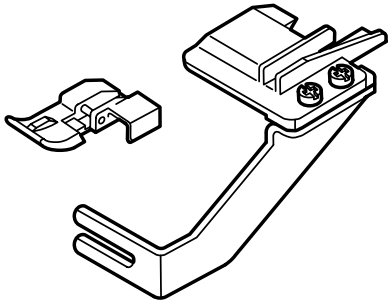
CORDING FOOT (A)



With the rolled hem facility on your machine you can make great use of the cording foot A. This foot is ideal for bridal and evening wear and allows you to insert fine fishing line while rolling the edge of your material giving you a beautiful firm but flexible finish.

202-034-005 H

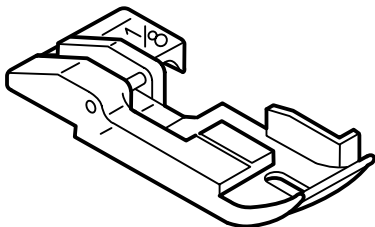
BEADING FOOT



The beading attachment comprises a special sewing foot and guide enabling you to sew strung beads onto the edge of your fabric. Especially attractive for bridal wear.

202-041-108 H*1
*1 excl. 134D, 234, 234D, 534D

PIPING FEET



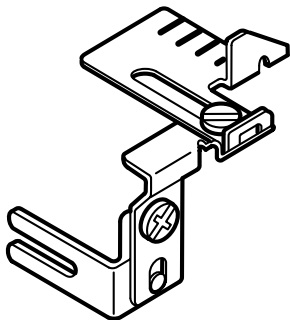
If ready made piping is not available or if you just want to make your own, the piping foot is ideal, making the task quick and easy. The piping foot is available in two sizes: 1/8 inch and 3/16 inch.

SET OF TWO FEET (1/8 inch and 3/16 inch)

202-039-000 H *

*3/16 INCH FOOT NOT COMPATIBLE WITH 134D, 234, 234D, 534D

CLOTH GUIDE

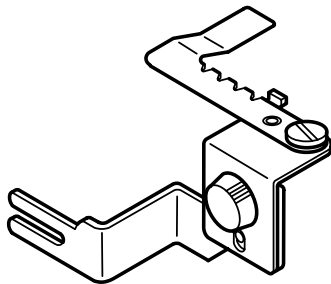


As its name suggests, this guide helps keep your seams straight as you sew. Especially useful on flatlock seams and other seams where the knife is lowered.

202-038-009 H *

* excl. 134D, 234, 234D, 534D

GATHERING ATTACHMENT




This attachment creates wonderful even gathers. Especially useful when sewing large amounts of fabric, i.e. bed linens and bridal gowns. With the help of this super attachment you can also gather and sew onto a flat piece of fabric in one easy operation.

202-036-100 H *

* excl. 134D, 234, 234D, 534D



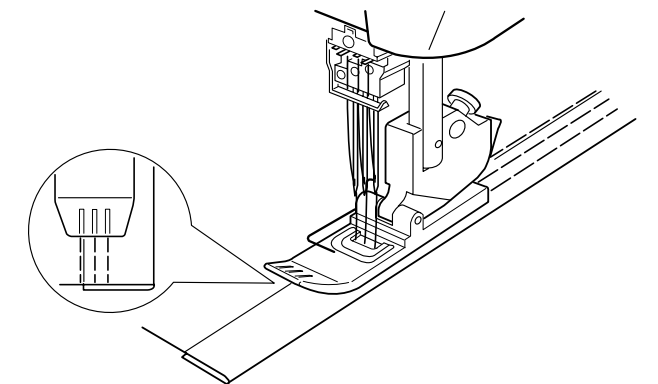


COVER STITCH MACHINE ACCESSORIES

Janome has developed a number of accessories to use with the CoverPro series of cover stitch machines. These accessories make it even easier to create beautiful garments from knits and other stretch fabrics.



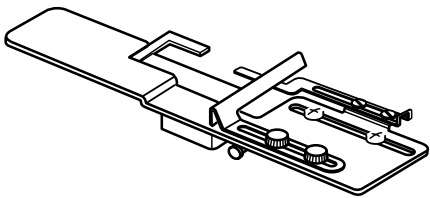
CLEAR VIEW COVER STITCH FOOT



The clear view foot gives you a better view of what you are sewing. It is especially useful for decorative topstitching and can also be used with other attachments such as the hemming guide to match up the end of a hem seam with its start for a beautiful finish. Handy markings on the front edge of the foot correspond with needles for perfect stitch alignment.

for 3 needles	795-818-107	I
for 2 needles	795-821-103	I

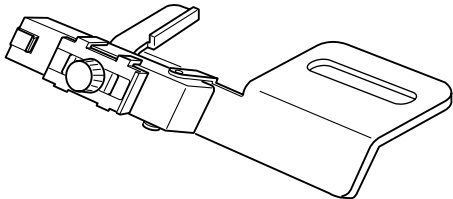
HEM GUIDE



The hemming guide folds over a consistent width of fabric for you, making it easy to form hems, cuffs and other finished edges. When sewing the hem of a tubular item such as a skirt, you can press the release button as you near the finish to release the guide and then finish the rest of the hem.

795-839-104		I
-------------	--	---

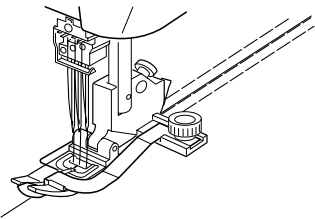
ELASTIC GATHERING ATTACHMENT



The elastic gathering attachment allows easy attachment of elastic tape for waists and cuffs, which is especially useful for making undergarments and children's clothing. The wide workspace of the CoverPro means you can even add a bit of elastic in the middle of a garment, for example, to the waist of a dress.

narrow (6 - 8.5 mm)	795-816-105		I
wide (9 - 13.5 mm)	795-817-106		I

CENTER GUIDE FOOT



The center guide foot is used for lining up the center of a two or three-needle stitch with a previously sewn seam. This attachment is especially useful on sportswear and allows you to tack down already sewn seams, give extra strength to seams that come under strain or simply give a finished decorative effect.

for 3 needles	795-819-108		I
for 2 needles	795-820-102		I

TAPE BINDER

The tape binder is used for finishing and covering the raw edges of stretch fabrics. The binder folds the fabric you wish to use as tape around the raw edge as you sew, allowing you to make beautifully finished necks and arm holes and bind any raw edge with ease.



for 3 needles (32 mm/8 mm)	795-838-103		I
for 3 needles (42 mm/12 mm)	795-844-009		I
for 2 needles (32 mm/8 mm)	795-840-108		I
for 2 needles (42 mm/12 mm)	795-843-008		I



Insert the fabric to be used as tape through the tape guide.



Guide the tape through the tape guide by gently pulling the end with the tip of the tweezers.



Pull out the end while using the tweezers tip to help insert the tape between the upper and lower guides at the end of the tube, and then slide the tape under the presser foot.



BIAS TAPE GUIDE AND BELT LOOP FOLDER

This attachment can be used in two ways: as a "Bias Tape Guide" that can guide bias tape (single fold) and sew it on to knit fabric, and as a "Belt Loop Folder" that can make belt loops from fabric tape. This attachment is useful for creating various types of sewing work.

202-464-008	I
-------------	---

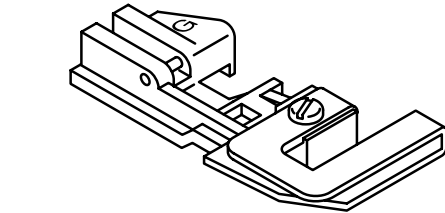


PROFESSIONAL OVERLOCK AND COVER STITCH MACHINE ACCESSORIES

Ready to wear details and decorative accents are easily duplicable with Janome's combined overlock and cover stitch machine accessory range. Create the look you want the way you want it.



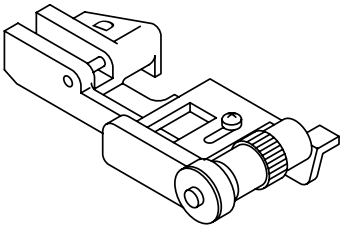
GATHERING FOOT



With the gathering foot it's easy to create the gather you want. The bottom fabric is gathered, seamed and overcast to a flat top fabric all in one easy operation.

200-807-104	M
-------------	---

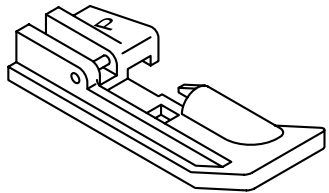
BLIND STITCH FOOT



The adjustable guide on the blind stitch foot ensures that any weight of fabric is trimmed, overlocked and invisibly hemmed in one quick step. Change the stitch and it becomes a wonderful guide for decorative pintucks, lacy fagoting or flatlocking as seen in ready to wear.

200-806-103 M

BEADING FOOT

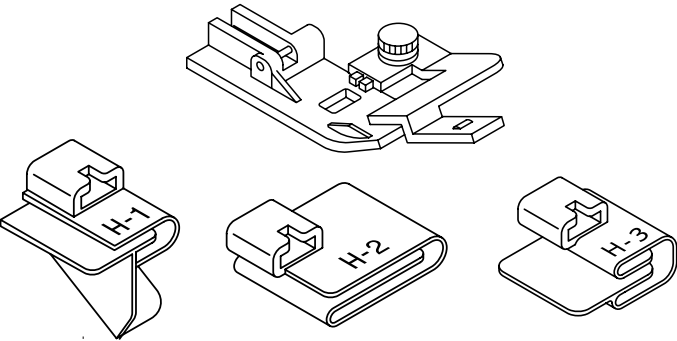


Beaded trims add that special touch to any project. Deep grooves on the bottom of the pearl foot guide strands of pearls or beads perfectly into place and are secured with a flatlock stitch.

200-809-106 M



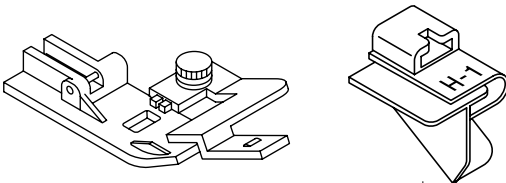
COVER HEM FOOT, LACE ATTACHMENT, HEM & WRAPPED EDGE GUIDES



This set will save you a lot of time and trouble by making light work of hems. It offers three different ways to finish the edges of fabric, whether it's making a basic hem, decorating a hem with lace or creating a bias tape finish. Use for a multitude of projects.

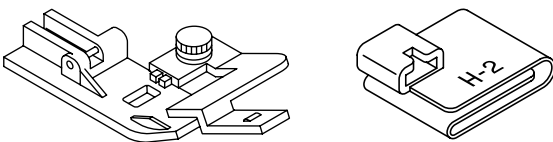
200-801-407 M
(coverhem only)

COVER HEM FOOT AND LACE ATTACHMENT



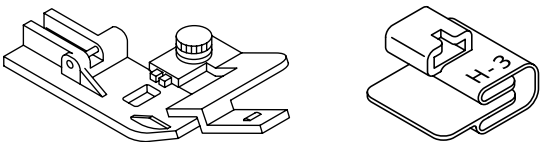
Efficient and clever, this guide folds perfect 6 mm (1/4") edges. At the same moment it's hemming, it attaches lace or trim placed underneath. Use with the cover hem foot.

COVER HEM FOOT AND HEM GUIDE



Hem edges evenly without measuring, pinning or pressing. Simply insert the fabric and the guide automatically folds and creates a 2.5 cm (1") hem. Use with the cover hem foot.

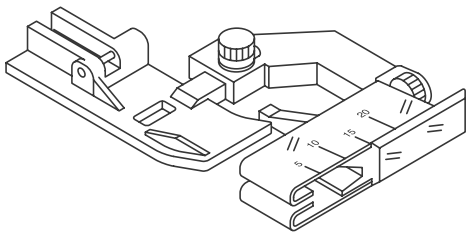

COVER HEM FOOT WRAPPED EDGE GUIDE



This guide creates the look of bias tape. In addition, it also attaches pre-made bias tape. Hem edges evenly without measuring, pinning or pressing and duplicate ready-to-wear details easily.

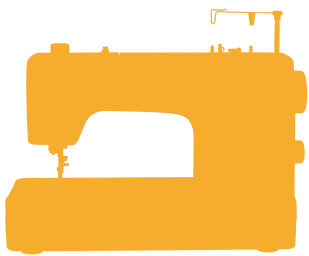


BIAS TAPE FOOT



This adjustable foot allows you to attach 10 mm to 40 mm wide bias tape. Creating the look you want has never been easier.

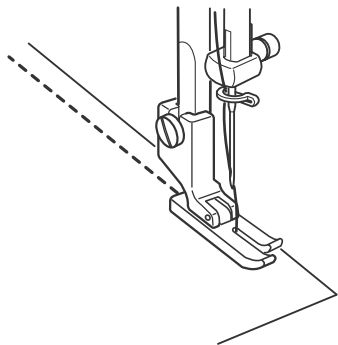

200-810-100	M
-------------	---



HIGH SPEED MACHINE
ACCESSORIES

Janome high speed sewing machines sew at a maximum 1,600 stitches per minute, the fastest on the market. Everything on these sewing and quilting machines is built for high quality stitches at professional speeds, including the specialized accessories and presser feet.

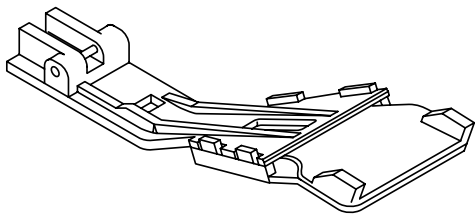

ULTRA GLIDE FOOT



Molded from a special resin for easy sewing of fabrics that might stick to a metal foot, the ultra glide foot is perfect for sewing ultra suede, vinyl and imitation leather.

767-404-028	J
-------------	---

BELT LOOP FOOT

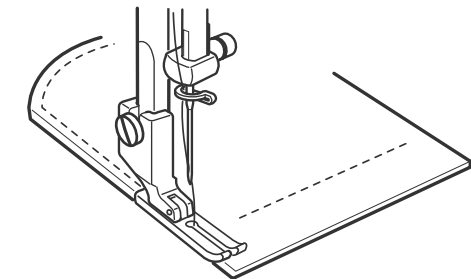


Easily duplicate the belt loops found in the garment industry using a wide or triple cover hem stitch. This foot automatically folds under bias strip edges for belt loops, decorative accents, button loops, narrow straps, etc. The possibilities are limited only by your imagination.

200-808-105	M
(coverhem only)	

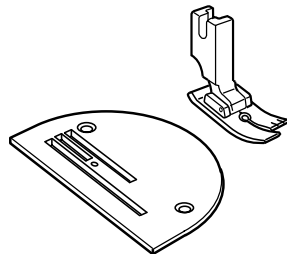


SPECIALIZED STRAIGHT STITCH FEET



NARROW STRAIGHT STITCH FOOT
This foot is only 2 mm wide from the needle drop to the edge of the foot making it convenient for narrow topstitching especially on areas such as collars and pockets.

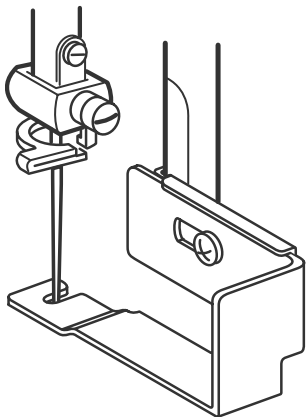
767-406-019 J



STRAIGHT STITCH FOOT AND NEEDLE PLATE FOR FINE FABRICS
The specialized foot and needle plate work together to provide optimal feeding of fine fabrics.

767-405-007 J

VELVET FOOT

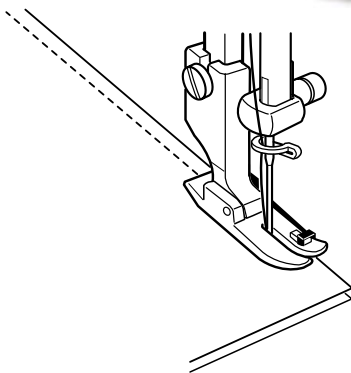


The velvet foot only slightly touches the needle plate when the foot is lowered to obtain perfect sewing without bruising the specialty fabrics.

767-407-010 J



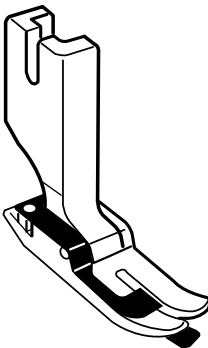
1/4 INCH SEAM FOOT



The side guide allows you to sew a 1/4 inch seam allowance quickly and accurately. Great for piecing quilts and topstitching.

767-820-105 J

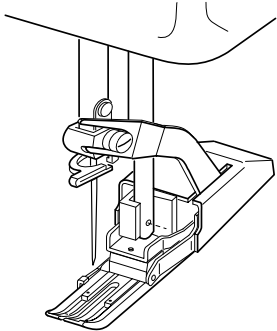
DITCH QUILTING FOOT



Use this foot for perfect placement when stitching in the ditch. The guide follows the seamline keeping the stitch line perfectly straight.

767-824-109 J

EVEN FEED FOOT



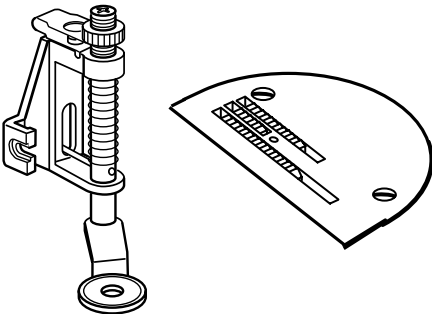
The even feed foot walks over fabric to assist with smooth feeding. Fabric can be sewn without puckering as the fabric is gripped and fed by both the upper and lower feed dogs. This foot has been specially designed for durability and to work at the high speeds of the 1600 series.

767-403-016	J
-------------	---

DARNING FOOT WITH DARNING PLATE

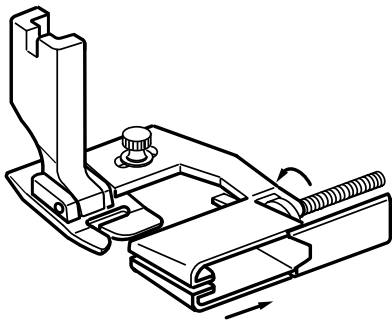


The spring loaded foot can be used for free motion stippling, quilting and free form monogramming. The darning plate is placed over the existing needle plate to cover the feed dogs.



767-827-009	J
-------------	---

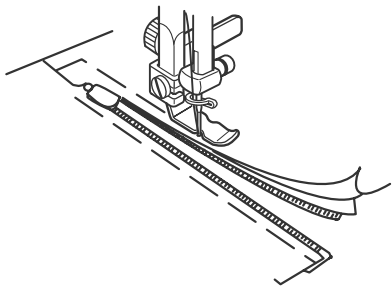
TAPING FOOT



Use this foot for attaching tape to the edge of fabrics. Adjust the needle drop position with the thumb screw. Guide the fabric with the left hand and tape with the right hand.

767-412-018	J
-------------	---

ADJUSTABLE ZIPPER FOOT

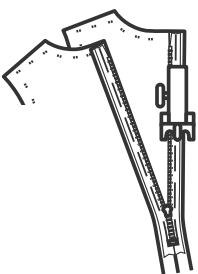



This foot can be set to sew on each side of the zipper by adjusting the position of the foot and tightening the thumb screw. Also great for sewing close to piping.

767-408-011	J
-------------	---



CONCEAL® ZIPPER FOOT

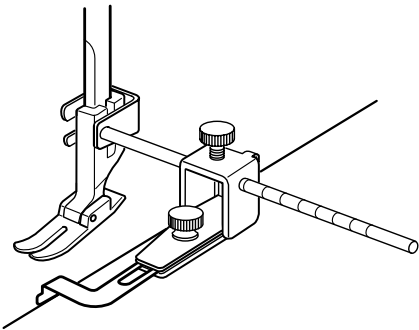


This foot can be used for placement of invisible zippers. The grooves underneath accommodate the zipper teeth and hold them in place while you stitch.

767-410-016	J
-------------	---

CONCEAL is a registered trademark of YKK Corporation.

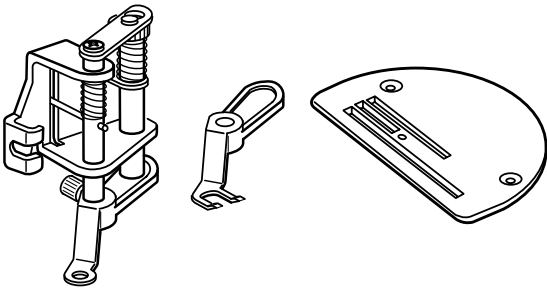
ADJUSTABLE SEAM GUIDE



This seam guide is used to sew perfectly placed seams with accurate spacing between the lines.

767-411-017	J
-------------	---

CONVERTIBLE FREE MOTION QUILTING FOOT SET



An exciting free-motion quilting presser foot set for the straight stitch machine. The feet are streamlined for improved visibility and a darning plate is also provided for table top free-motion quilting. The industrial construction reduces vibration and provides professional-level durability.

767-433-004	J
-------------	---



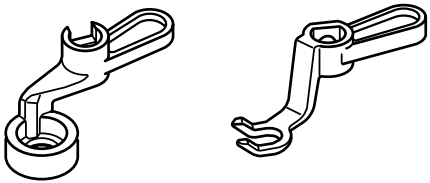
For general use and especially well suited for lace and other catchable fabrics.



Also for general use, but the open-toe design provides greater visibility around the needle to assist in the formation of a precise design.



FREE MOTION FRAME QUILTING FEET SET



This set has been specifically designed to support quilters who use quilting frames with the 1600P series. The set consists of a 1/4" ruler foot and an open-toe frame quilting foot.

767-434-005	J
-------------	---



This open-toe foot has an opening that faces sideways to provide a clear view of your work when standing at the handles of a quilt frame.



The 1/4" ruler foot has a high 'heel' and 1/2" diameter for free-motion quilting with 1/4" thick quilt rulers and long arm quilting templates.

1/4 INCH RULER FOOT SET



The 1/4 INCH RULER FOOT was specifically designed to use with quilting rulers for ruler work. The key point of the foot is the 1/4 INCH cup height which moves smoothly alongside the quilting ruler without allowing the ruler to slide over or under the foot. The needle drops a 1/4 INCH away from the ruler to create the quilting line.

*This set includes a needle plate.


767-441-005	J
-------------	---



NEEDLE PUNCHING

Discover the ancient art of felting, and unleash your artistic potential.

Felting uses barbed needles to interweave two or more fibers, blending their colors and textures to create a completely new and unique material, without thread or bobbin. For centuries, fabric artists have felted by hand, a painstaking and inexact process. With a dedicated felting or needle punching machine, you can master this art in minutes, and achieve professional-looking results with ease.



1 Needles do the Work

There is no thread or bobbin mechanism involved. Instead, these sharp needles have barbs that catch the fibers of the fabrics and push them down through the layers.

2 Five-Hole Design

The needle holes in the base plate keep fabric in place, help the needles penetrate multiple layers and prevent fabric munching.

3 Room for Multiple Layers

The see-through adjustable presser foot allows you to manipulate multiple layers.

4 Extended Range of Needle Units

Multiple needle units to deal with a variety of felting situations.

Single needle (fixed) unit

725-810-009	K
-------------	---

Five needle (fixed) unit

725-607-104	K
-------------	---

Needle unit with presser foot including five needle (replaceable) unit

725-822-004	K
-------------	---

5 Two Needle Sizes

Vary your finishes with different sized needles for use with the five needle (replaceable) unit.

Standard needle refill (10 pcs./set)


725-807-003	K
-------------	---

Fine needle refill (10 pcs./set)

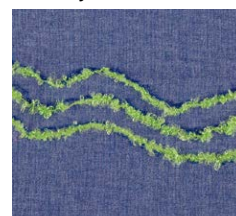
725-831-006	K
-------------	---

Explore the creative possibilities!


Fabric Scraps



Novelty Yarns



Variegated Colors



Roving



Ribbons and Lace



Endless possibilities with your materials

You can use almost any fabric, yarn or other material for endless variety in your work. Create soft-edged effects in your favorite colors with yarn or roving (un-spun fiber), or make a collage effect by combining these materials with ribbon, lace and other textiles. Enjoy the chance to experiment and discover a whole range of effects that will compliment and enhance all kinds of items.

Different needles for even more effects

Enjoy combining the technique of needle punching with embroidery and decorative stitching to give added color, texture and dimension to clothes and accessories, and to provide eye-catching accents.

You can experiment with the number and thickness of needles to create a variety of finishes depending on the material. JANOME Fine Needles make a denser felt and are ideal for delicate or precise work.



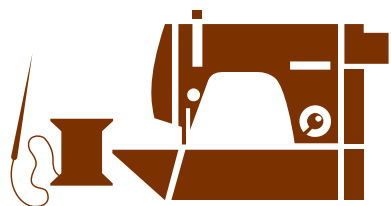
Totally unique accessories

Create one of a kind items from scratch by making your own original felted fabric. The JANOME Changeable Needle Unit allows for individual needle replacement, so even if a needle breaks during long periods of use, it can be replaced. This means more flexible and economical use.



MISC. ACCESSORIES

From basic accessories like needles, bobbins and bobbin cases to items such as spool stands which expand the creative possibilities of your sewing machine, Janome is dedicated to providing you with high quality accessories that are easy to use.



NEEDLES

No matter how advanced or sophisticated the sewing machine has become, the basic principle of selecting the correct needle to be used must still apply. Quite simply, the finer the fabric the finer the needle, the heavier the fabric the heavier the needle, but whether fine or heavy it is important to replace your needles regularly.



ASSORTED SEWING NEEDLES

200-135-001
ABCDEFGHIJ NOPQ

A set of five general sewing machine needles with two size #75/11 regular type needles, two size #90/14 regular type needles and one Blue Tip needle.



BLUE TIP NEEDLES

200-346-007
ABCDEFGHIJ NOPQ

The Blue Tip needle, a Janome exclusive, is a size #75/11 needle and is our best "all purpose" needle for both machine embroidery and general sewing including the sewing of knit fabrics. It features a ball point tip* which helps to create neat and tidy stitches.



FM725 CHANGEABLE NEEDLE UNIT

725-822-004
K



FM725 FIXED FIVE FELTING NEEDLE UNIT

725-607-104
K

FM725 FIXED SINGLE FELTING NEEDLE UNIT

725-810-009
K



RED TIP NEEDLES

990-314-109
ABCDEFGHIJ NOPQ

The red tip needle is a #90/14 size needle and is for general sewing and for embroidery of medium to heavy fabrics.



PURPLE TIP NEEDLES

202-122-001
ABCDEFGHIJ NOPQ

The purple tip needle is a #90/14 size needle that prevents skipped stitches in heavy fabrics including knits in ordinary sewing and when embroidering. It features a ball point tip* which helps to create neat and tidy stitches.



FM725 NEEDLE REFILLS

single needle refills
3/pkg
725-811-000
K

5/pkg
725-829-001
K

10/pkg
725-807-003
K

fine needle refills
10/pkg
725-831-006
K

Uses -

- Embroidery with high density designs and/or thick fabrics
- Use with fluffy threads like cotton
- Quilting through multiple layers
- Normal sewing for shrink fabrics such as knits and tricot or synthetic fabrics such polyester

*The ball point tip is especially useful when sewing knitted fabric and synthetic fabric as it prevents fabric thread breakage.

MODEL	NEEDLE TYPE	PART NO		
Ball Point for Sewing machines and Overlockers	HA15x1SP Ball point assorted (5/pkg)	990-200-000	ABCDEFGHIJ	NOPQ
	HA15x1SP Ball point size 75/11 (5/pkg)	990-211-000	ABCDEFGHIJ	NOPQ
	HA15x1SP Ball point size 90/14 (5/pkg)	990-214-000	ABCDEFGHIJ	NOPQ
CoverPro	Assorted 80/12 & 90/14 (5/pkg)	795-802-108	I	
	Size 80/12 (5/pkg)	795-807-103	I	
	Size 90/14 (5/pkg)	795-808-104	I	
1600P	HLx5 size 65/9 (10/pkg)	767-811-000	J	
	HLx5 size 75/11 (10/pkg)	767-812-001	J	
	HLx5 size 90/14 (10/pkg)	767-813-002	J	
	HLx5 size 100/16 (10/pkg)	767-814-003	J	
1600P-DB & 1600P-DBX	DBx1 size 65/9 (10/pkg)	767-807-003	J	
	DBx1 size 75/11 (10/pkg)	767-808-004	J	
	DBx1 size 90/14 (10/pkg)	767-809-005	J	
	DBx1 size 100/16 (10/pkg)	767-810-009	J	
MB-4	Embroidery needles (10/Pkg)	770-811-000	L	





OTHER ACCESSORIES

CLOTHSETTER



The patented Clothsetter has taken the guesswork out of positioning your embroidery. It ensures perfect placement of single designs on your project and multiple designs within the same hoop or between multiple hoopings. It's so easy, and only Janome has it. This dual function tool converts quickly into a large extension table providing extra support for all your large sewing and quilting projects.

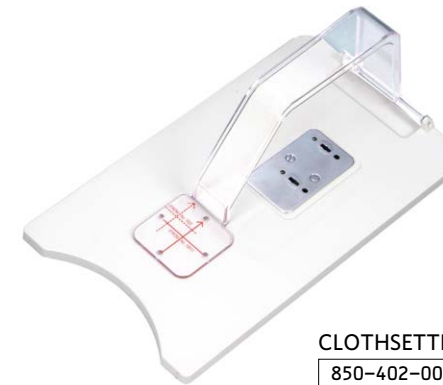
CLOTHSETTER - for MC15000/MC12000/MC9900

859-439-008	NO
-------------	----



CLOTHSETTER TABLE - for MC11000

860-401-005	A
-------------	---



CLOTHSETTER 10000

850-402-005	A
-------------	---

EXTRA WIDE TABLE



An Extra wide table fits snugly against your sewing machine, giving you a much larger work surface. Extra wide tables provide extra support for your sewing and quilting projects.

Please quote machine model No. when ordering.

UNIVERSAL TABLE STAND



DRAWER
494-708-204 | A C | NOPQ



UNIVERSAL TABLE STAND WITHOUT DRAWER
494-708-101 | A C | NOP*2Q
*2 excl. CM7P



UNIVERSAL TABLE STAND WITH DRAWER
494-710-003 | A C | NOP*1Q
*1 excl. CM7P



INSERT PLATE

Machines can sit in the table stably, with an insert plate filling the remaining space to provide a large, flat sewing surface. Not only is there more work space, but the table helps sewing progress smoothly by preventing excess fabric from dangling down and interfering with your work. It accommodates the knee lifter, contains a drawer and offers a generous formica-finished sewing surface.

INSERT PLATE-A FOR HORIZON SERIES

494-401-101
C*1 N*2 P

*1 excl. MC6600P *2 MC12000 only

INSERT PLATE-E FOR MC15000

494-406-106
N*5

*5 MC15000 only

INSERT PLATE-B FOR MC6600P/MC6500P

494-402-102
C*3 D*4

*3 excl. MC7700QCP *4 MC6500P only

INSERT PLATE-F FOR SKYLINE & ATELIER SERIES

494-407-107
Q

INSERT PLATE-C FOR MC11000/MC11000SE

494-403-103
A

INSERT PLATE-G FOR MC9450/MC9400

494-408-108
P*6

*6 For use with MC9450/MC9400 only

INSERT PLATE-D FOR MC9900

494-405-105
O

INSERT PLATE-H FOR MC6700P

494-712-005
P*7

*7 For use with MC6700P only

SIDE TABLE STAND UNIT



This table is useful for any type of sewing. Place embroidery machines or overlockers on the table to secure more work space. Can also be used in combination with the universal table stand as a quilt side table and/or just to provide extra space for ironing, cutting fabrics or other activities. Comes with side pockets.

494-709-009	ABCDEFGHIJKLMNOQ
-------------	------------------

SPOOL STAND



The two/five pin spool stand attaches easily to the back side of your machine. When using multiple colors of embroidery thread it makes for trouble-free embroidery, as it allows you to set out your colors as you sew.

(for two spools)

858-402-009	C*	P
859-429-005		NO Q

*1 excl. MC6600P

(for five spools)

860-406-000	A	
832-420-014		
859-430-009		NO Q

BRUSH-OUT EMBROIDERY KIT



Brush-out embroidery uses yarn which can be fluffed up after sewing to create a soft, three-dimensional finish. The Brush-Out Embroidery kit includes a special foot and brush and is designed for use with the Brush-Out Embroidery Design CD-ROM from Stitchitize.

200-383-006	AB
-------------	----

EMBROIDERY COUCHING FOOT SET



This embroidery couching foot set has been exclusively designed for MC550E, MC500E, MC450E or MC400E to use when embroidering couching designs.

Embellishing your work with yarns in embroidery creates a warm and fluffy finish.

202-316-004	B*
-------------	----

* For use with MC550E, MC500E, MC450E and MC400E only

BOBBINS



The metal bobbin is suitable for Janome front and side-loaded professional-level machines including the 1600 series and MB-4. The clear plastic bobbin is compatible with all other Janome sewing and embroidery machines.

PLASTIC BOBBINS (10/pkg)	200-122-005	ABCDEFG	NOPQ
METAL BOBBIN (single)	761-094-104	J	L

SPECIALIZED BOBBIN
Designed for Memory Craft embroidery and computerized models. Rubber added to the clear resin improves performance and reduces noise. Imprinted with letter 'J.'

PLASTIC BOBBIN (single)	102-261-103	ABCD	NOPQ
-------------------------	-------------	------	------

BOBBIN CASES



Front and side-loading machines require a separate bobbin case which also acts to control the bobbin tension. Although not generally recommended, more advanced sewists like to adjust the lower tension to accommodate special threads, such as when using a handwound bobbin of thicker decorative thread. You can avoid tricky tension adjustments afterwards by having an extra bobbin case on hand specially adjusted for thicker or thinner threads.

HOUSEHOLD SEWING	647-515-006	G
HIGH SPEED SEWING	767-510-006	J
MULTI-NEEDLE EMBROIDERY	770-038-005	L


UPPER KNIVES



To prevent sewing problems, the upper knife of your overlocker should be replaced as soon as you notice it becoming dull.

Please quote machine model No. when ordering.

STRAIGHT STITCH NEEDLE PLATE



The straight stitch needle plate is designed with a round needle hole which offers the benefit of more support around the needle and is used in conjunction with the straight stitch foot.

Please quote machine model No. when ordering

OPTIC MAGNIFIER



When you need to get a closer view, attach the magnifier to make it easy to see the tiniest detail under the needle. Useful when threading, adjusting the position of the fabric, and carrying out detailed work.

202-129-008	N*1
202-130-002	OPQ

*1 also DC6030

REMOTE THREAD CUTTING SWITCH UNIT



Cut threads by foot after sewing. A useful tool for when both hands are occupied, allowing you to focus on the fabric. Can also be helpful when the machine is placed on a quilt frame, making your work more efficient.

858-418-008	OP*1Q
-------------	-------

*1 excl. MC8200QC
* Should be used with the large foot controller only. Not included in set (sold separately).

LARGE FOOT CONTROLLER



Now bigger and easier to use. As rubber covers the back face, it won't slip and is simple to operate. The larger surface facilitates a greater level of control.

858-417-007	A CD	NOPQ
-------------	------	------

PROTECTIVE SHEET



A sheet to protect the stainless steel plate on the free arm top from scratches and damage. Being transparent,it doesn't interfere with the exterior design and allows the embossed measurement guide to still be used.

859-434-003	N
-------------	---



SPOOL HOLDER (SPECIAL)



Have you had times when you're putting a long spool on the horizontal spool stand but the spool pin is short and the spool holder can't be attached?
Janome has come up with a solution for this by developing a new spool holder.
The "Spool Holder (special)" is specifically for long spools.

202-233-006	ABCDEG	NO PQ
-------------	--------	-------



I N D E X

JANOME QUALITY

ACUFEED 1/4 INCH SEAM FOOT AND NEEDLE PLATE	9
ACUFEED 1/4INCH SEAM FOOT	9
ACUFEED QUILT PIECING FOOT	9
ACUFEED OPEN TOE FOOT	9
ACUFEED DITCH QUILTING FOOT	9
ACUFEED STRAIGHT STITCH FOOT	9
ACUFEED FOOT WITH FOOT HOLDER	10
ACUFEED ZIPPER FOOT	10
ACUFEED FLEX PROFESSIONAL GRADE FOOT	11

GENERAL SEWING MACHINES

STRAIGHT STITCH FOOT	13
ACUFEED STRAIGHT STITCH FOOT	13
APPLIQUE FOOT	13
SLIDING GUIDE FOOT	14
ROLLER FOOT	14
DARNING FOOT	14
ULTRA GLIDE NEEDLE PLATE	15
ULTRA GLIDE FOOT	15
SATIN STITCH FOOT	16
GATHERING FOOT	16
CUSTOM CRAFTED ZIGZAG FOOT	17
ACUFEED OPEN TOE FOOT	17
BINDER FOOT	17
OVEREDGE FOOT	18
OVERCASTING FOOT	18
BLIND HEM FOOT	18
ZIPPER FOOT	19
ACUFEED ZIPPER FOOT	19
CONCEAL® ZIPPER FOOT	19
HEMMER FEET SET	20
ROLLED HEM FOOT	20
ROUND HEMMER FOOT	20
ROTARY EVEN FOOT	20
BLIND HEM ATTACHMENT	
BIAS TAPE ATTACHMENT	
WIDE ROLLED HEM ATTACHMENTS	
PINTUCKING FEET	21
PINTUCKING CORD GUIDES	21
PIPING FOOT	21
RUFFLER	22
BEADING FOOT	22
3-WAY CORDING FOOT	23
RIBBON/SEQUIN FOOT	23
TRANSPARENT BUTTONHOLE FOOT	24
SLIDING BUTTONHOLE FOOT	24
BUTTON SEWING FOOT	24
1/4 INCH SEAM FOOT	25
ACUFEED 1/4 INCH SEAM FOOT AND NEEDLE PLATE	25
ACUFEED QUILT PIECING FOOT	25
DITCH QUILTING FOOT	25
ACUFEED DITCH QUILTING FOOT	25
CLEAR VIEW QUILTING FOOT AND GUIDE SET	26
EVEN FEED FOOT WITH QUILTING GUIDE (REGULAR)	27
EVEN FEED FOOT WITH QUILTING GUIDE (OPEN TOE)	27
CONVERTIBLE EVEN FEED FOOT SET	27
DITCH QUILTING GUIDE AND ADJUSTABLE QUILTING GUIDE SET	27
LONG QUILTING GUIDE BAR SET	27
CONVERTIBLE FREE MOTION QUILTING FOOT SET	28

1/4 INCH RULER FOOT	28
BOBBIN HOLDER FOR FREE QUILTING AND HAND-LOOK STITCHING	29
FREE MOTION COUCHING FOOT SET	29
BORDER GUIDE FOOT	29
BUTTONHOLE STABILIZER PLATE	30
RIBBON SEWING GUIDE	30
EDGE GUIDE FOOT	31
CIRCULAR ATTACHMENT	31
BOBBIN HOLDER (HIGH TENSION)	31
QUILT BINDER SET	32

OVERLOCKERS

CORDING FOOT (B)	33
TAPING FOOT WITH REEL	34
BLIND STITCH FOOT	34
ELASTIC GATHERING ATTACHMENT	34
CORDING FOOT(A)	35
BEADING FOOT	35
PIPING FOOT	36
CLOTH GUIDE	36
GATHERING ATTACHMENT	36

COVER STITCH MACHINES

CLEAR VIEW COVER STITCH FOOT	39
HEM GUIDE	40
ELASTIC GATHERING ATTACHMENT	40
CENTER GUIDE FOOT	40
TAPE BINDER	41
BIAS TAPE GUIDE AND BELT LOOP FOLDER	42

PROFESSIONAL OVERLOCK AND COVER STITCH MACHINES

GATHERING FOOT	43
BLIND STITCH FOOT	44
BEADING FOOT	44
COVER HEM FOOT, LACE ATTACHEMNT, HEM & WRAPPED EDGE GUIDES	45
BIAS TAPE FOOT	46
BELT LOOP FOOT	46

HIGH SPEED MACHINES

ULTRA GLIDE FOOT	47
SPECIALIZED STRAIGHT STITCH FEET	48
VELVET FOOT	48
1/4 INCH SEAM FOOT	49
DITCH QUILTING FOOT	49
EVEN FEED FOOT	50
DARNING FOOT WITH DARNING PLATE	50
TAPING FOOT	51
ADJUSTABLE ZIPPER FOOT	51
CONCEAL® ZIPPER FOOT	51
ADJUSTABLE SEAM GUIDE	52
CONVERTIBLE FREE MOTION QUILTING FOOT SET	52
FREE MOTION FRAME QUILTING FEET SET	53
1/4 INCH RULER FOOT	53


NEEDLE PUNCHING

SINGLE NEEDLE (FIXED) UNIT	54
----------------------------	----

FIVE NEEDLE (FIXED) UNIT	54
NEEDLE UNIT WITH PRESSER FOOT INCLUDING FIVE NEEDLE (REPLACEABLE) UNIT	54
STANDARD NEEDLE REFILL	54
FINN NEEDLE REFILL	54

MISC. ACCESSORIES

ASSORTED SEWING NEEDLES	58
BLUE TIP NEEDLES	58
RED TIP NEEDLES	58
PURPLE TIP NEEDLES	58
FM725 CHANGEABLE NEEDLE UNIT	58
FM725 FIXED FIVE FELTING NEEDLE UNIT	58
FM725 FIXED SINGLE FELTING NEEDLE UNIT	58
FM725 NEEDLE REFILLS	58
CLOTHSETTER/CLOTHSETTER TABLE	61
EXTRA WIDE TABLE	61
UNIVERSAL TABLE STAND	62
INSERT PLATE A	62
INSERT PLATE B	62
INSERT PLATE C	62
INSERT PLATE D	62
INSERT PLATE E	62
INSERT PLATE F	62
INSERT PLATE G	62
INSERT PLATE H	62
SIDE TABLE STAND UNIT	62
SPOOL STAND	63
BRUSH-OUT EMBROIDERY KIT	63
EMBROIDERY COUCHING FOOT SET	63
BOBBINS	64
BOBBIN CASES	64
UPPER KNIVES	64
STRAIGHT STITCH NEEDLE PLATE	64
OPTIC MAGNIFIER	65
REMOTE THREAD CUTTING SWITCH UNIT	65
LARGE FOOT CONTROLLER	65
PROTECTIVE SHEET	66
SPOOL HOLDER (SPECIAL)	66



JANOME

JANOME Corporation

